

**For Immediate Release**

9/2/2015 UPDATED NUMBERS AT 12:40 PM

***University of Iowa Chapter, American Association of University Presidents***

For questions about the project and the search: Katherine Tachau, President  
Katherine-tachau@uiowa.edu  
319-594-1280

For questions about survey methods and analysis: Bob McMurray                      Teresa Treat  
bob-mcmurray@uiowa.edu      teresa-treat@uiowa.edu  
319-321-5914                      319-335-3104

This week, the University of Iowa Chapter of the American Association of University Presidents (AAUP) sponsored an opinion poll concerning the four candidates for the Presidency of the University of Iowa who recently completed the on-campus portion of the interview process. This release is intended to provide some background on this project and to share a portion of the results.

**Purpose**

The AAUP recognizes that the ultimate decision for the Presidency of the University of Iowa rests with the state of Iowa and its duly appointed representatives, the Board of Regents. At the same time, shared governance is a crucial part of academic leadership, as all four candidates attested in their public forums. Academic leadership cannot be effective without buy-in from all of the stakeholders in the university community, including faculty, students, staff, alumni, and community members.

For this reason, the AAUP initiated this survey project to help obtain a clearer and more objective picture of the views of the University of Iowa stakeholders. In part this was driven by what it perceived to be two key limitations of the process initiated by the Board of Regents and Parker Executive Search. First, the rapid timeline for decision-making meant that the qualitative (free response) comments being collected by Parker would be difficult to summarize and interpret quickly enough, limiting the meaningfulness and utility of their contribution to the discussion. Second, many faculty members and other stakeholders were concerned that these comments were only being collected by a private firm and that consequently there would be no public accountability and the consensus view would be unknown.

Thus, the AAUP conducted an anonymous survey that included rating-scale items along with free-response items to enable a rapid, quantitative synthesis of stakeholders' views. We are sharing the full results with the Faculty Council to assist in their formulation of a recommendation and with the Board of Regents to assist in their decision-making. In the spirit of open governance that has long characterized the University and State of Iowa, we are also sharing a summary of the quantitative results with members of the press and the public.

**About the Survey**

The survey consisted of 10 questions. It was conducted separately for each candidate, and results were coded by whether the respondent was faculty, staff, student, alumnus, community member or other. Respondents were not asked to compare candidates (consistent with the Board of Regents' request that faculty governance organizations do not provide a "rank order"), but simply to judge each candidate's strengths and weaknesses individually. All responses were anonymous.

Box 1: Questions in the survey. Note phrases in parenthesis were not part of the survey but are used to refer to questions in the presentation of the results.

1. This candidate would excel at articulating the University’s vision, mission, and values to both internal and external stakeholders **(Articulates Vision)**.
2. This candidate has the skill set to oversee a \$3.5 billion institutional budget (including UIHC). **(Oversees Budget)**
3. This candidate would excel at securing external funding support for the University. **(Secures External Funding)**
4. This candidate has demonstrated the ability to lead a complex academic research institution and medical center. **(Leads Academic Institution)**
5. This candidate has the ability to promote a shared vision to address challenges and create opportunities, especially in the areas of student recruitment, research support, finances, and improvements to facilities and technology. **(Promotes Shared Vision)**
6. This candidate could work effectively with elected officials, governmental bodies, and the Board of Regents to advance the mission of the University. **(Works with Government)**
7. This candidate could work effectively with the various constituencies of the University, alumni, Foundation, media, and community at large to advance the mission of the University. **(Works with constituencies)**
8. This candidate could effectively establish trust with University students, staff, and faculty. **(Establishes trust with UI community)**
9. This candidate has the knowledge and intellectual vision to support and further the University of Iowa’s excellence in research, teaching, and public engagement. **(Enhances Excellence)**
10. Is this candidate qualified to be President of the University of Iowa? Y/N **(Qualified)**

The first 9 questions asked participants to respond using a seven point scale, where 1 indicated “strongly disagree”, and 7 indicated “strongly agree”. All questions were phrased to reflect positive attributes of the candidate (so a higher score is better). Questions were based on the responsibilities and preferred qualifications listed on the University of Iowa President Job Description (<http://president.uiowa.edu/ui-president-search/university-iowa-president-job-description>). Questions can be seen in Box 1. The final question asked “Is this candidate qualified to be President of the University of Iowa?” and required a simple yes/no response.

In addition, participants were given the option to describe candidate strengths and weaknesses, and to leave other comments in three separate free-response fields. These responses are being shared only with Faculty Council.

A complete graphical and numerical summary of responses to each question is attached below.

This survey – like most online surveys, including that conducted by Parker Executive Search – contains a number of limitations that limit its scientific validity. First, respondents self-selected to provide their views, meaning that people who are more motivated are more likely to respond and may not be representative of all stakeholders of the University of Iowa. Second, there was no systematic way to get the survey out to all members of the university community, so we relied on word of mouth and flyers handed out at each of the public forums. Third, as with the Parker Executive Search survey, there was no way to prevent people from providing data for the same candidate twice or to ensure that each participant responded to each candidate, without

**Number of Respondents**

	<i>Marvin Krislov</i>	<i>Michael Bernstein</i>	<i>Joseph Steinmetz</i>	<i>Bruce Harreld</i>	<b>Total</b>
Faculty	112	92	101	137	<b>442</b>
Staff	24	16	18	41	<b>99</b>
Student	23	10	18	36	<b>87</b>
Other	9	3	4	32	<b>48</b>
<b>Total</b>	<b>168</b>	<b>121</b>	<b>141</b>	<b>246</b>	<b>676</b>

compromising anonymity, which we judged to be of paramount importance. Despite these limitations, which are characteristic of most online survey research, we had an excellent response (see Table) and are confident that the results of this survey provide a useful snapshot of the views of a large portion of the University community regarding the Presidential candidates for the University of Iowa.

### **About the AAUP, University of Iowa Chapter**

<http://aaup.org.uiowa.edu>

**President:** Katherine Tachau

**Vice President:** Jeffrey Cox

**Secretary:** Richard Valentine

**Treasurer:** Mary Clark

**Executive Committee:** Lois Cox, Frank Durham, Richard Kerber, Michael Moore, Raghu Mudumbai, Thomas Volker, Marian Wilson Kimber

Mission: The University of Iowa Chapter of the America Association of University Professors (AAUP) works to further the Association's mission:

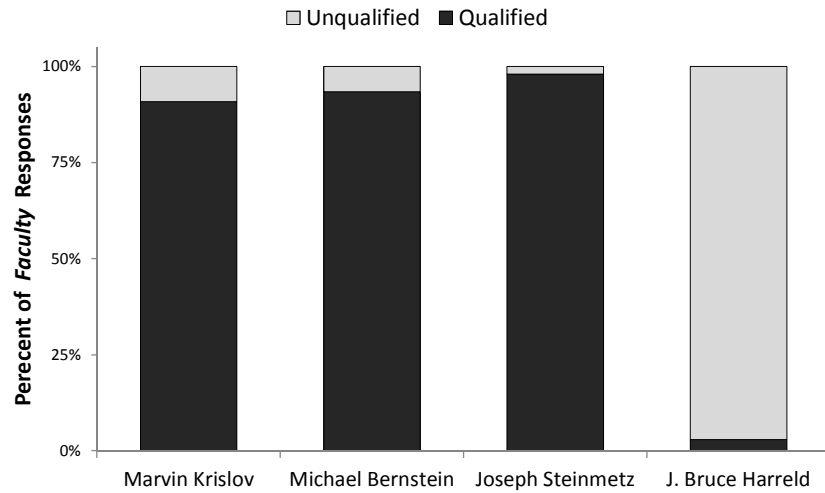
- to defend academic freedom
- to encourage and facilitate faculty participation in governance, and
- to protect and advance the professional status and interests of faculty

The Chapter disseminates information on higher education principles and practices and conveys the policies and views of the Association to administrators, governing boards, local and state legislative bodies, and the general public.

# Faculty Respondents

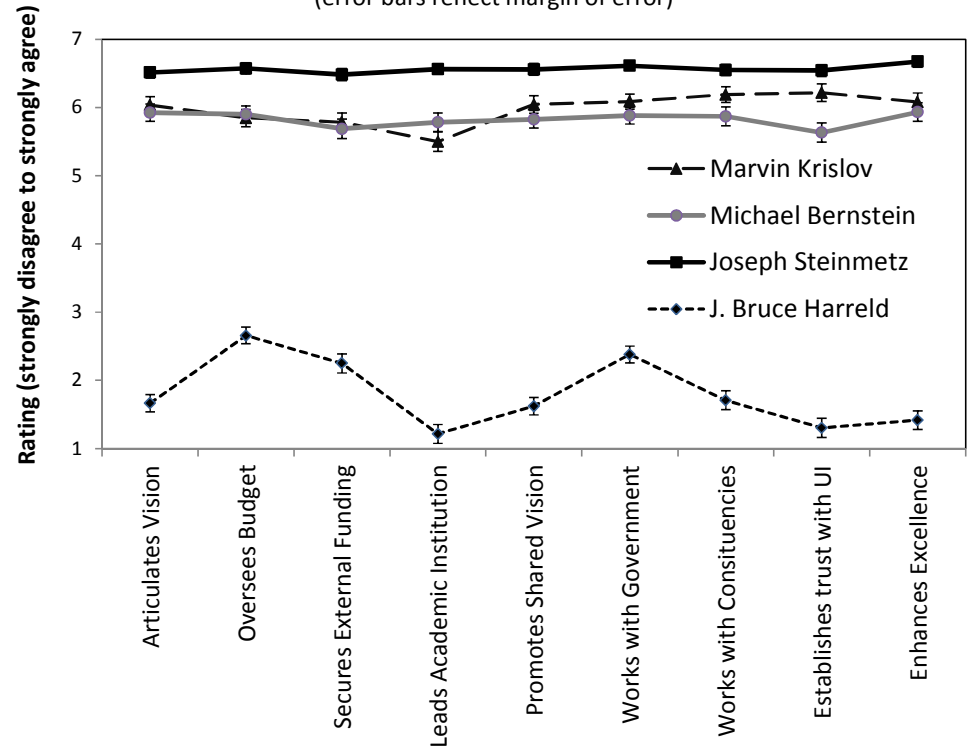
UPDATED 12:40, 89/2/2015

**Is this candidate qualified to be President of the University of Iowa?**



**Rating Scale Questions (1-7)**

(error bars reflect margin of error)



*Summary of Numeric Results (7 = strongly agree)*

	Marvin Krislov	Michael Bernstein	Joseph Steinmetz	J. Bruce Harreld
Articulates Vision	6.04	5.92	6.51	1.66
Oversees Budget	5.85	5.90	6.57	2.66
Secures External Funding	5.79	5.69	6.49	2.25
Leads Academic Institution	5.50	5.78	6.56	1.21
Promotes Shared Vision	6.05	5.83	6.56	1.62
Works with Government	6.09	5.88	6.61	2.38
Works with Consituencies	6.19	5.87	6.55	1.71
Establishes trust with UI	6.22	5.63	6.54	1.30
Enhances Excellence	6.08	5.93	6.67	1.42
<i>Qualified</i>	<i>90.9%</i>	<i>93.5%</i>	<i>98.0%</i>	<i>2.9%</i>

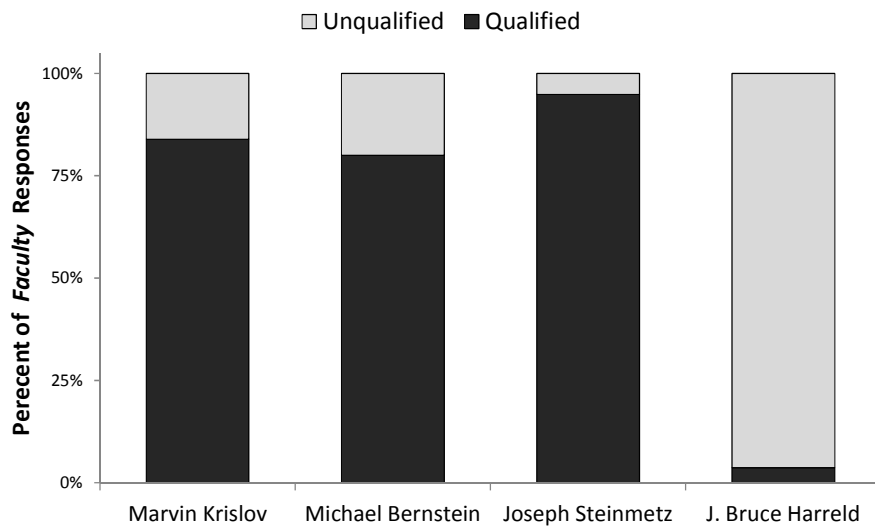
*Number of Responses for each candidate*

Candidate	Responses
Marvin Krislov	112
Michael Bernstein	92
Joseph Steinmetz	101
J. Bruce Harreld	137
<b>Total Responses</b>	<b>442</b>

# Other Respondents (students, staff, community members)

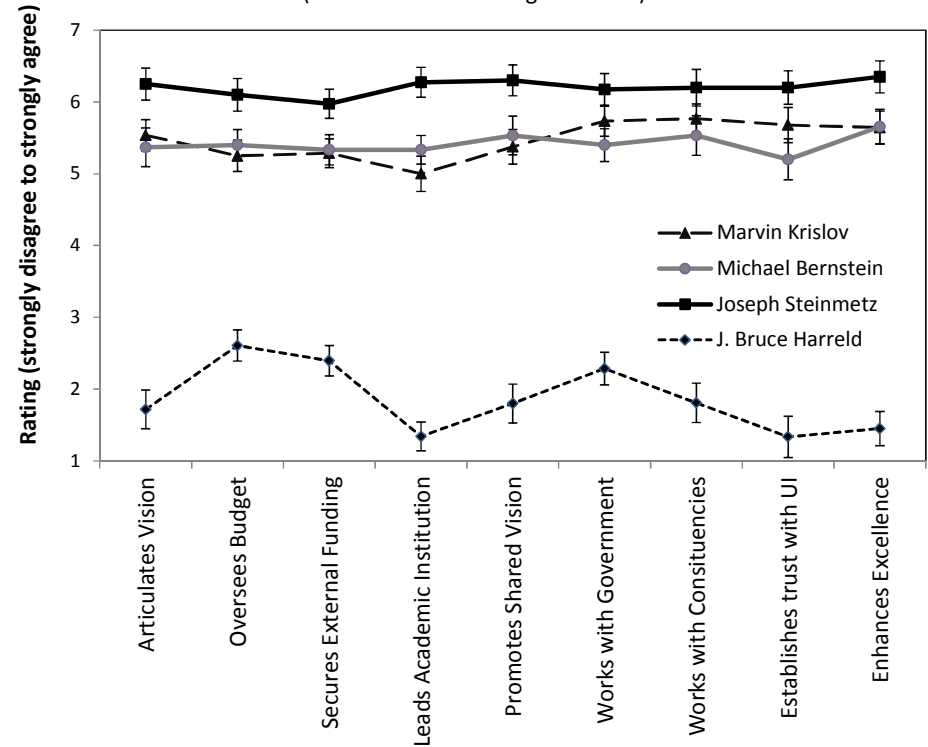
UPDATED 12:40 PM 9/2/2015

## Is this candidate qualified to be President of the University of Iowa?



## Rating Scale Questions (1-7)

(error bars reflect margin of error)



### Summary of Numeric Results (7 = strongly agree)

	Marvin Krislov	Michael Bernstein	Joseph Steinmetz	Bruce Harreld
Articulates Vision	5.54	5.37	6.25	1.72
Oversees Budget	5.25	5.40	6.10	2.61
Secures External Funding	5.29	5.33	5.98	2.39
Leads Academic Institution	5.00	5.33	6.28	1.34
Promotes Shared Vision	5.38	5.53	6.30	1.80
Works with Government	5.73	5.40	6.18	2.28
Works with Consituencies	5.77	5.53	6.20	1.81
Establishes trust with UI	5.68	5.20	6.20	1.33
Enhances Excellence	5.64	5.66	6.35	1.45
<i>Qualified</i>	83.9%	80.0%	94.9%	3.7%

### Number of Responses for each candidate

Candidate	Responses
Marvin Krislov	56
Michael Bernstein	29
Joseph Steinmetz	40
J. Bruce Harreld	109
<b>Total Responses</b>	<b>234</b>